

Welcome to

*Percussion
Academy*

Grade 2

*A series of graded examinations
Designed by drummers, for drummers.*

LIVE EXAMINATIONS

*There are 2 forms of live, face to face examination available:
ACADEMY GRADE and PERFORMANCE GRADE*

ACADEMY GRADE EXAMINATION:

Consists of:

- 1. A selection of rudiments chosen by the examiner. played (and may be read) from this book.*
- 2. Three pieces to be played.*

*One of the pieces must be chosen from this book,
and two from either this book or our backing track section.*

- 3. Supporting tests:*

Sight reading

Study for a maximum of 1 minute and then attempt to play a short solo piece.

Ensemble

Accompany a soundtrack chosen by the examiner.

Repetition

Repeat a phrase after a second playing by the examiner.

Time signature

*On being given the pulse, recognise the time signature of a
rhythm, played twice by the examiner.*

Musical genre

Candidates will be requested to play the genres listed on the genres page

Viva Voce

*Candidates will be asked a maximum of 6 questions relating to either the pieces
played or the drum kit, see the viva voce page.*

PERFORMANCE EXAMINATION:

Consists of:

4 pieces only to be played.

*One of the pieces must be chosen from this book
and three from either this book or our list of backing tracks.*

No supporting tests are required for performance grade examinations.

A LIST OF BACKING TRACKS IS AVAILABLE ON OUR WEBSITE:

www.percussionacademy.co.uk

RECORDED EXAMINATIONS

*There are 2 forms of recorded examination available:
PERFORMANCE GRADE and RECITAL GRADE*

PERFORMANCE GRADE EXAMINATION

The entire exam must be one continuous recording.

Each recording must be labelled with the candidate's name and the grade.

Consists of:

4 pieces only to be played.

*One of the pieces must be chosen from this book
and three from either this book or our list of backing tracks.*

No supporting tests are required for performance grade examinations.

Candidate to:

State their name at the start of the recording,

State the name of each piece prior to playing it.

*GRADES 6-8 only: proof of identity should be shown at the beginning of
the recording. If not possible a parent/guardian may show proof of identity
and confirm the identity of the candidate.*

RECITAL GRADE EXAMINATION

*Each piece may be a separate recording, each labelled with the candidate's
name and the title of the piece to be performed.*

Consists of:

4 pieces only to be played.

*One of the pieces must be chosen from this book
and three from either this book or our list of backing tracks.*

No supporting tests are required for performance grade examinations.

Candidate to:

State their name and the title of the piece to be performed.

















*Although Recital recordings are examined by our specialist examiners under
the same strict conditions as all other Percussion Academy examinations,
they do not attract UCAS points.*

For further details of Recital exams please visit the Percussion Academy website.

**IN DEPTH DETAILS OF RECORDED EXAMS AND A LIST OF
BACKING TRACKS IS AVAILABLE ON OUR WEBSITE:**

www.percussionacademy.co.uk

LEGEND


CRASH 	CYM BELL 	RIDE 	CLOSED H.H. 
OPEN H.H. 	CLOSE H.H. 	SLACK H.H. 	SNARE 
RIM SHOT 	RIM CLICK 	GHOSTED NOTE 	HIGH TOM 
MID TOM 	FLOOR TOM 	BASS 	PEDAL H.H. 

REVERSE THE STICKING FOR A LEFT-HANDED KIT CONFIGURATION

SINGLE STROKES

$\text{♩} = c116$


R L R L R L R L R L R L R L R L



DOUBLE STROKES

$\text{♩} = c116$


R R L L R R L L R R L L R R L L



PARADIDDLE

$\text{♩} = c116$

R L R R L R L L R L R R L R L L



FLAMS

*l*R *r*L *l*R *r*L

$\text{♩}=\text{c}90$

The musical notation for FLAMS consists of a single staff with a treble clef and a common time signature. The tempo is marked as $\text{♩}=\text{c}90$. The piece is divided into four measures, each with a specific stroke pattern: *l*R, *r*L, *l*R, and *r*L. Each measure contains a quarter note followed by a quarter rest, with a cross symbol below the staff indicating the drum hit. The notes are on the second line of the staff.

DRAGS

*l**l*R *rr*L *l**l*R *rr*L

$\text{♩}=\text{c}80$

The musical notation for DRAGS consists of a single staff with a treble clef and a common time signature. The tempo is marked as $\text{♩}=\text{c}80$. The piece is divided into four measures, each with a specific stroke pattern: *l**l*R, *rr*L, *l**l*R, and *rr*L. Each measure contains a quarter note followed by a quarter rest, with a cross symbol below the staff indicating the drum hit. The notes are on the second line of the staff.

RUFFS

*l**r**l*R *r**l**r*L *l**r**l*R *r**l**r*L

$\text{♩}=\text{c}60$

The musical notation for RUFFS consists of a single staff with a treble clef and a common time signature. The tempo is marked as $\text{♩}=\text{c}60$. The piece is divided into four measures, each with a specific stroke pattern: *l**r**l*R, *r**l**r*L, *l**r**l*R, and *r**l**r*L. Each measure contains a quarter note followed by a quarter rest, with a cross symbol below the staff indicating the drum hit. The notes are on the second line of the staff.

5 STROKE ROLL

R R L L R L L R R L

$\text{♩}=\text{c}108$

The musical notation for 5 STROKE ROLL consists of a single staff with a treble clef and a common time signature. The tempo is marked as $\text{♩}=\text{c}108$. The piece is divided into two measures. The first measure contains five eighth notes with stroke patterns R, R, L, L, R. The second measure contains five eighth notes with stroke patterns L, L, R, R, L. The notes are on the second line of the staff.

7 STROKE ROLL

R R L L R R L L L R R L L R

$\text{♩}=\text{c}108$

The musical notation for 7 STROKE ROLL consists of a single staff with a treble clef and a common time signature. The tempo is marked as $\text{♩}=\text{c}108$. The piece is divided into two measures. The first measure contains seven eighth notes with stroke patterns R, R, L, L, R, R, L. The second measure contains seven eighth notes with stroke patterns L, L, R, R, L, L, R. The notes are on the second line of the staff.

9 STROKE ROLL

R R L L R R L L R

$\text{♩}=\text{c}108$

The musical notation for 9 STROKE ROLL consists of a single staff with a treble clef and a common time signature. The tempo is marked as $\text{♩}=\text{c}108$. The piece is divided into two measures. The first measure contains nine eighth notes with stroke patterns R, R, L, L, R, R, L, L, R. The second measure contains a quarter rest followed by a quarter note on the second line of the staff.

L L R R L L R R L

The musical notation for 9 STROKE ROLL consists of a single staff with a treble clef and a common time signature. The piece is divided into two measures. The first measure contains nine eighth notes with stroke patterns L, L, R, R, L, L, R, R, L. The second measure contains a quarter rest followed by a quarter note on the second line of the staff.

HAT TRICK

♩=c72

RIDE

12/8

mf

Musical notation for the Ride drum part of 'Hat Trick'. It consists of two staves. The top staff shows a rhythmic pattern of eighth notes with 'x' marks above them, indicating cymbal hits. The bottom staff shows the corresponding bass drum pattern. The first measure is marked with a dynamic of *mf*.

Musical notation for the Ride drum part of 'Hat Trick', continuing from the previous block. It shows the rhythmic pattern of eighth notes with 'x' marks above them, indicating cymbal hits, and the corresponding bass drum pattern.

1. 2.

Musical notation for the Ride drum part of 'Hat Trick', showing two first endings. The first ending leads to the second ending. The notation includes eighth notes and a final note marked with a circled 'x'.

H.H.

f

Musical notation for the Hi-Hat part of 'Hat Trick'. It consists of two staves. The top staff shows a rhythmic pattern of eighth notes with 'o' and '+' marks above them, indicating hi-hat hits. The bottom staff shows the corresponding bass drum pattern. The first measure is marked with a dynamic of *f*.

p *f*

Musical notation for the Hi-Hat part of 'Hat Trick', continuing from the previous block. It shows the rhythmic pattern of eighth notes with 'o' and '+' marks above them, indicating hi-hat hits, and the corresponding bass drum pattern. The dynamics *p* and *f* are indicated.

ODD ROCKS

♩=c104

H.H.

5/4

mf *f*

Musical notation for the Hi-Hat part of 'Odd Rocks'. It consists of two staves. The top staff shows a rhythmic pattern of eighth notes with 'x' marks above them, indicating hi-hat hits. The bottom staff shows the corresponding bass drum pattern. The first measure is marked with a dynamic of *mf*, and the second measure is marked with a dynamic of *f*.

RIDE

mp *f*

Musical notation for the Ride drum part of 'Odd Rocks'. It consists of two staves. The top staff shows a rhythmic pattern of eighth notes with 'x' marks above them, indicating cymbal hits. The bottom staff shows the corresponding bass drum pattern. The first measure is marked with a dynamic of *mp*, and the second measure is marked with a dynamic of *f*.

H.H.

mf

Musical notation for the Hi-Hat part of 'Odd Rocks', continuing from the previous block. It shows the rhythmic pattern of eighth notes with 'x' marks above them, indicating hi-hat hits, and the corresponding bass drum pattern. The dynamic *mf* is indicated.

ff CHOKE

Musical notation for the Hi-Hat part of 'Odd Rocks', showing a final measure marked with a dynamic of *ff* and the instruction 'CHOKE'. The notation includes eighth notes and a final note marked with a circled 'x'.

METALMAN

$\text{♩} = c108$

H.H. *mf*

BELL *f* *fill.....*

H.H. *mf* *fill.....*

ff

p *ff*

ROCK & ROLL

$\text{♩} = c104$

H.H. *p* *mf*

RIDE *f*

FILL..... H.H.

p *ff*

SWING IT UP

f *mf* *f* *f*

c120 *RIDE* *CLICK* *D.S. al CODA*

The score for 'SWING IT UP' is written for a single staff in common time (C) with a tempo of approximately 120 beats per minute. It begins with a dynamic of *f* and features a series of triplet eighth notes. A section marked *mf* includes a 'CLICK' effect and a 'RIDE' drum pattern. The piece concludes with a section marked *f* and a 'D.S. al CODA' instruction. The CODA section consists of a final triplet eighth note pattern.

HIT THE HAT

mf *f* *ff*

c120 *BELL* *H.H.* *D.S. al CODA* *CODA*

The score for 'HIT THE HAT' is written for a single staff in common time (C) with a tempo of approximately 120 beats per minute. It starts with a dynamic of *mf* and includes 'BELL' and 'H.H.' (hat) effects. The music features a mix of eighth and triplet eighth notes. A section marked *f* includes a '2' (two) effect. The piece ends with a section marked *ff* and a 'D.S. al CODA' instruction. The CODA section is a short melodic phrase.

JUMPED

♩=c112

RIDE

Musical staff 1: Treble clef, 12/8 time signature. The staff contains a series of eighth notes with 'x' marks above them, indicating a ride pattern. The notes are: quarter, eighth, eighth, quarter, eighth, eighth, quarter, eighth, eighth, quarter, eighth, eighth, quarter. There are two repeat signs (slashes with dots) in the middle of the staff. The dynamic marking *mf* is below the staff.

Musical staff 2: Treble clef, 12/8 time signature. The staff contains a series of eighth notes with 'x' marks above them, indicating a ride pattern. The notes are: quarter, eighth, eighth, quarter, eighth, eighth, quarter, eighth, eighth, quarter, eighth, eighth, quarter. There are two repeat signs (slashes with dots) in the middle of the staff. The dynamic marking *mp* is below the staff.

Musical staff 3: Treble clef, 12/8 time signature. The staff contains a series of eighth notes with 'x' marks above them, indicating a ride pattern. The notes are: quarter, eighth, eighth, quarter, eighth, eighth, quarter, eighth, eighth, quarter, eighth, eighth, quarter. There are two repeat signs (slashes with dots) in the middle of the staff. The dynamic marking *f* is below the staff.

Musical staff 4: Treble clef, 12/8 time signature. The staff contains a series of eighth notes with 'x' marks above them, indicating a ride pattern. The notes are: quarter, eighth, eighth, quarter, eighth, eighth, quarter, eighth, eighth, quarter, eighth, eighth, quarter. There are two repeat signs (slashes with dots) in the middle of the staff. The dynamic marking *mp* is below the staff.

Musical staff 5: Treble clef, 12/8 time signature. The staff contains a series of eighth notes with 'x' marks above them, indicating a ride pattern. The notes are: quarter, eighth, eighth, quarter, eighth, eighth, quarter, eighth, eighth, quarter, eighth, eighth, quarter. There are two repeat signs (slashes with dots) in the middle of the staff. The dynamic marking *RALL* is above the staff.

Musical staff 6: Treble clef, 12/8 time signature. The staff contains a series of eighth notes with 'x' marks above them, indicating a ride pattern. The notes are: quarter, eighth, eighth, quarter, eighth, eighth, quarter, eighth, eighth, quarter, eighth, eighth, quarter. There are two repeat signs (slashes with dots) in the middle of the staff. The dynamic marking *f* is below the staff.

NIGHT RIDE

♩=c140

RIDE

Musical staff 1: Treble clef, 3/4 time signature. The staff contains a series of eighth notes with 'x' marks above them, indicating a ride pattern. The notes are: quarter, eighth, eighth, quarter, eighth, eighth, quarter, eighth, eighth, quarter, eighth, eighth, quarter. There are two repeat signs (slashes with dots) in the middle of the staff. The dynamic marking *mf* is below the staff.

Musical staff 2: Treble clef, 3/4 time signature. The staff contains a series of eighth notes with 'x' marks above them, indicating a ride pattern. The notes are: quarter, eighth, eighth, quarter, eighth, eighth, quarter, eighth, eighth, quarter, eighth, eighth, quarter. There are two repeat signs (slashes with dots) in the middle of the staff. The dynamic marking *mp* is below the staff. The dynamic marking *f* is below the staff. The dynamic marking *D.C. al CODA* is above the staff.

Musical staff 3: Treble clef, 3/4 time signature. The staff contains a series of eighth notes with 'x' marks above them, indicating a ride pattern. The notes are: quarter, eighth, eighth, quarter, eighth, eighth, quarter, eighth, eighth, quarter, eighth, eighth, quarter. There are two repeat signs (slashes with dots) in the middle of the staff. The dynamic marking *f* is below the staff. The dynamic marking *CHOKE* is above the staff.

JUST GROOVIN'

$\text{♩} = c88$
H.H.

mf

p

Cresc..... f

HIT 'EM

$\text{♩} = c120$
H.H.

mf

p *f*

RIDE *FILL*

p *f*

GRADE 2

HATS OFF

$\text{♩} = c120$

ff

H.H.

mf

1. *p* *f*

2. *FILL*

BRUSH BLUES

$\text{♩} = c76$

f

RIDE

mf

BRUSHES (LH SWISH)

$\text{♩} = c120$

mp

mf

RALL.

SIGHT READING

The candidate will be requested to play one piece of music similar to one of the samples below. One minute will be allowed for studying the piece prior to playing.

$\text{♩} = c105$
H.H.

mf

f

$\text{♩} = c100$
RIDE

mf


f

$\text{♩} = c74$

mf


ENSEMBLE

Candidates will be requested to accompany a piece of music for approximately 45 seconds. Drum fills may be inserted as appropriate but are not necessary. An example of the required standard of rhythm for this grade is:




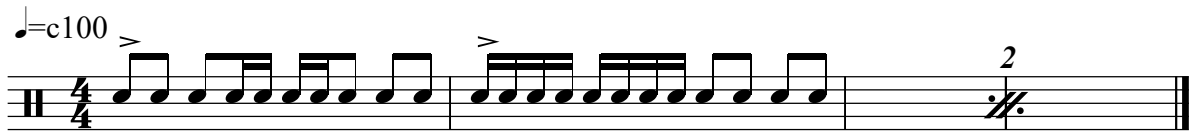
REPETITION

Candidates will be requested to repeat a pattern played by the examiner. The examiner will play the pattern twice. An example of the required standard for this grade is:



TIME SIGNATURES

Candidates will be requested to state the time signature of a 4 bar phrase played twice by the examiner. The pulse will be given. Examples for this grade are:



MUSICAL GENRES

Candidates will be requested to improvise 3 bars in one of the following styles, ending with a fill bar.

EXAMPLES OF REQUIRED STANDARD FOR THIS GRADE

ROCK
♩=c120

fill.....

$\frac{3}{4}$ ROCK
♩=c100

fill.....

LATIN CHA
♩=c112
































fill.....

BLUES
♩=c90

fill.....

VIVA VOCE

Candidates will be asked a maximum of 6 questions from the following list.

NOTE	REST		Decrescendo/Diminuendo
	minim 		Crescendo
	crotchet 		Dot extends the time value of the note/rest by 50%
	quaver 		Accent (play note stronger (louder))
	semiquaver 	D.C.	Da Capo (play from the beginning)
Point to the snare drum rim			Grace note
" " shell		$\frac{4}{4}$	Time signature. Indicates the number & type of beat per bar.
" " lugs		$\frac{12}{8}$	Compound time signature (indicates 12 quavers per bar)
" " tuning rods		$\text{♩}=120$	Metronome Mark. Indicates tempo i.e. 120 beats per minute
" " release lever			Repeat previous bar
Explain the main difference between the heads of the snare drum (strength).			Stave
Name the heads of the snare drum (batter & snare).			Bar line
Name the drums & cymbals.			Final double bar line
Name two additional cymbals.		ff	fortissimo
Name two brand names of drum kits.		f	forte
Name the parts of a drum stick (butt, shaft, shoulder, neck, tip).		mf	mezzo forte
Name the three most popular woods from which drum sticks are manufactured, (Hickory, Maple, Japanese Oak).		mp	mezzo piano
	Fermata (pause)	p	piano
dim...	Diminuendo		1st time ending
	repeat section of music between the dots		2nd time ending
	Triplet (3 notes played in the time normally taken for 2)		Staccato (play in a short detached manner)
	Dal Segno sign		Tie (let the 1st note ring on for the combined length of both notes. In reality, unless the first note is rolled, the second note is treated as a rest)
	Coda sign (play the coda section)		L. V. (let vibrate)
D. S. al coda (repeat from  sign to  sign then play coda section)			Play type of note indicated by the total amount of tails, for the length of the note without the extra tails, i.e. 8 demi semi quavers.(a roll)
D. S. al fine (repeat from  sign to fine)		//	Cesura (silent pause)
D. C. al coda (repeat from beginning to  sign then play coda section)			
D. C. al fine (repeat from beginning to fine)			
//	Cesura (silent pause)		

Examiner's signature (live exams)

*Each candidate will be required to present their individual copy of the book
In live exams the examiner will sign the book.
If necessary the book may be re-used for examination retakes by the same candidate.
The book to be signed each time.*

Photocopies, PDF's etc, of this book are not allowed.